



MIT Professional Education – Short Programs

Pre-arrival Materials

Table of Contents

- Wireless access information
- Campus map
- MBTA (public transportation) map
- Campus information
- Directions to MIT Professional Education office
- On-campus dining guide



Wireless Access at MIT The MIT Guest Wireless Network

Intended Audience and Use

This network does not require authentication and is not encrypted. The network is provided for visitors and short-term guests and has limited access to the Internet and MIT resources. The MIT GUEST network is not intended for long-term use. For example, MIT GUEST should be used by summer program or conference attendees as well as non-student or non-faculty residents.

Limited Access

The MIT GUEST network is separated from the rest of the MIT network with a firewall and network address translation (NAT). This limits the services that will work over this network. For instance: printing to Athena cluster printers over TCP/IP port 631 (CUPS) will not work. See the list of blocked and allowed ports on MIT GUEST.

Wireless Non-Computers

MIT GUEST can be used for wireless devices, such as most gaming consoles, that do not support the security protocols required to connect to the MIT SECURE wireless network. See which popular devices can and can't connect to MIT SECURE.

How to Connect

It is easy to connect to the MIT GUEST wireless network with a wireless device. Since there are no restrictions to connecting, your device should be able to "see" the network as one of the open wireless options and connect instantly. If your device can not see the network, contact the IS&T Help Desk for assistance.

Note that the IS&T Help Desk does not support all wireless devices, and may recommend contacting the vendor of the product if you are having issues.

If you need assistance with this process, please contact the Computing Help Desk:

Email: computing-help@mit.edu

Phone: 617-253-1101

MIT Campus Map

Welcome to MIT

All MIT buildings are designated by numbers. Under this numbering system, a single room number serves to completely identify any location on the campus. In a typical room number, such as 7-121, the figure(s) preceding the hyphen gives the building number, the first number following the hyphen, the floor, and the last two numbers, the room.

Please refer to the building index on the reverse side of this map, if the room number is unknown.


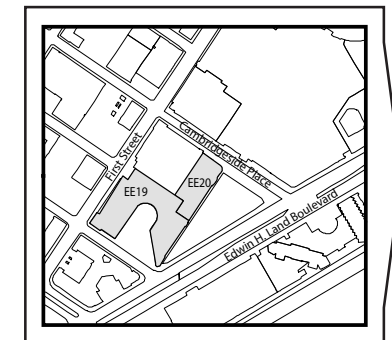
Use the online campus map:
<http://whereis.mit.edu/>

Find your way around campus with your phone: <http://m.mit.edu>

Parking

P = public parking (pay lots)

MIT P = MIT permit parking

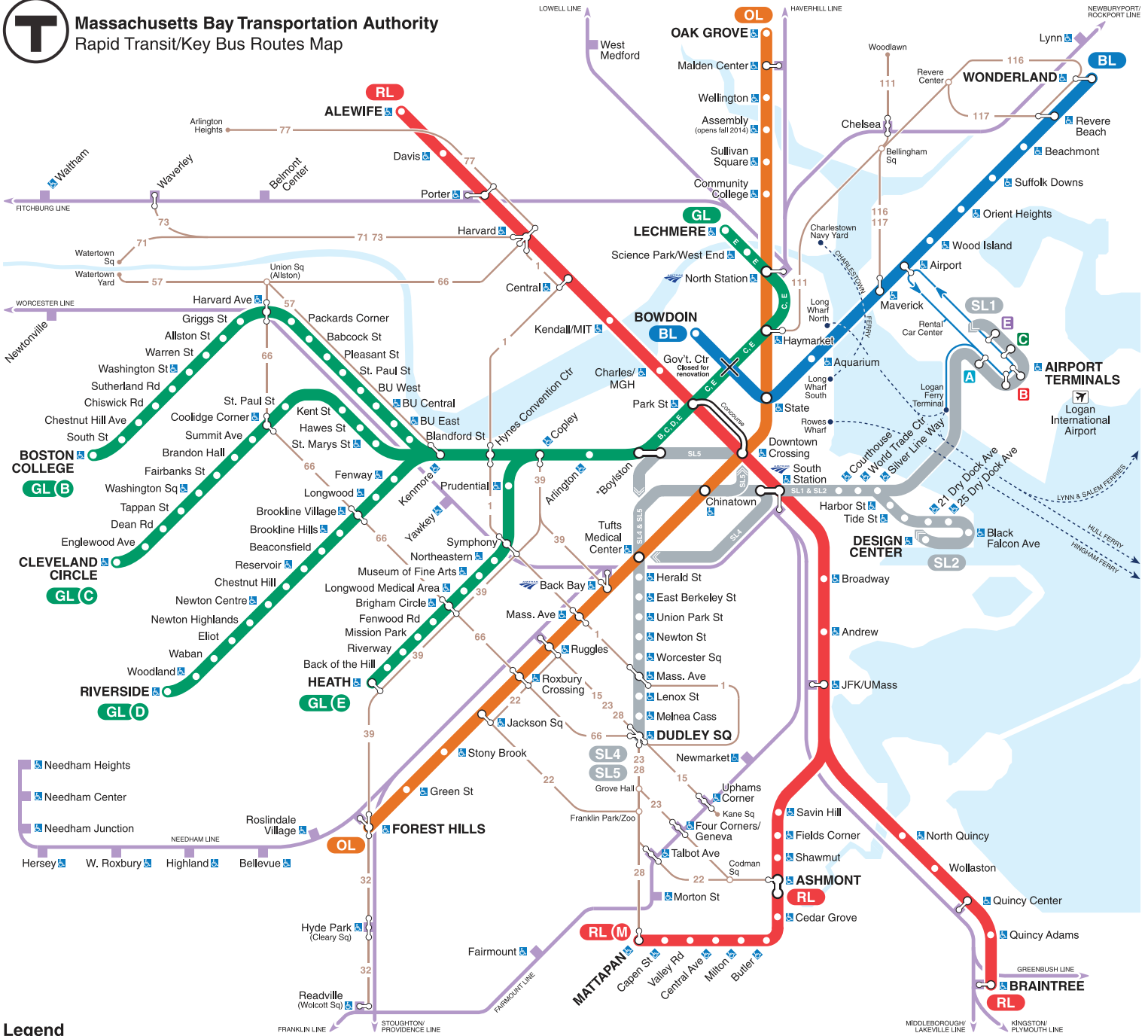


MBTA Rail and Key Bus Routes Map

More information and trip planner at <http://www.mbta.com/>



Massachusetts Bay Transportation Authority
Rapid Transit/Key Bus Routes Map



Legend

- | | | | | | |
|------------------------|---|-----------------------------------|---|--|--|
| RL RED LINE | SL SILVER LINE and branches
SL1 SL2 SL3 SL4 SL5 | COMMUTER RAIL | Accessible station
All MBTA and Massport bus and ferry services are accessible | Free Logan Airport shuttle bus | Customer Communications & Travel Info
617-222-3200, 1-800-392-6100
TTY 617-222-5146 Web site: www.mbta.com |
| M MATTAPAN LINE | GL GREEN LINE and branches
Terminates at Park St (N. Station during off-peak)
Terminates at N. Station
Terminates at Lechmere | KEY BUS ROUTE
Frequent Service | Rapid transit transfer station | Amtrak service
Back Bay, North & South Stations | MBTA Transit Police: 617-222-1212
TTY 617-222-1200 |
| OL ORANGE LINE | FERRY | Commuter rail transfer station | Elevator/escalator/lift updates: 800-392-6100 | | Not to scale |
| BL BLUE LINE | | | | | |
- © April 2014 v.22

MIT Professional Education – Short Programs Campus Information

A. Library privileges

As a Short Programs participant, you do not need special privileges to use the MIT Libraries. If you wish to check items out, you will need to purchase a library privilege card. The main information page regarding privilege cards can be found here: <http://libraries.mit.edu/docs/p-cards>.

B. The MIT Museum

Robots, holography, exciting programs, and exhibits draw visitors from around the world to the MIT Museum. The Museum bursts with creative energy bringing MIT's world-renowned research and innovation to life. Young and old alike are drawn to the amazing collection of holograms, the history of artificial intelligence at MIT, and the beloved kinetic sculptures of Arthur Ganson. Don't forget to introduce yourself to Kismet, the world's first sociable robot! Check the website calendar for programs and events, and a glimpse into the unique Museum store: <http://web.mit.edu/museum>.

The MIT Museum is open daily 10:00 am – 5:00 pm. It is located at 265 Massachusetts Avenue, Cambridge, MA, 617-253-5927.

One free pass to the MIT Museum will be included with the welcome packet you will receive on the first day of your course.

C. The MIT List Visual Art Center public art works

The MIT List Visual Arts Center is highly respected as one of the most significant university art galleries in the country for its innovative, provocative, and scholarly exhibitions and publications, and for supporting significant artists at an early stage of their careers, as well as for exhibiting important works by mid and late-career contemporary artists. It has a history of international collaboration-exhibitions organized by the List Center often travel to other institutions and receive national press in publications such as The New York Times, Art Forum and Art in America.

The Center maintains and adds to a permanent collection of over 1,800 pieces that includes dozens of publicly sited sculptures and hundreds of paintings, prints, photographs, drawings, and sculptures located throughout campus buildings and offices. You can download a campus map that highlights the LVAC collection of public art and sculptures from their website: <http://listart.mit.edu/public-art-map>.

D. MIT Athletic Center – the “Z” center

The Zesiger Center is part of the Central Department of Athletics, Physical Education, and Recreation (DAPER) Complex, which is also home to the Rockwell Cage, du Pont Gymnasium, the Johnson Athletic Center (including indoor track and ice arena), 50-meter lap pool and 25-yard instructional pool, two fitness floors, a multi-activity court, and squash courts. For more information about classes and facilities check out the current program guide or visit the website www.mitrecsports.com.

The Zesiger Center is located in building W35, 120 Vassar Street, 617-452-3690. Summer hours: Monday through Friday 6:00 am – 9:00 pm, Saturday 9:00 am – 4:00 pm, Sunday 11:00am – 6:00 pm.

We have arranged for participants of our courses to get access to MIT fitness facilities for the duration of their course. Please bring your Professional Education name badge and photo ID to the front desk of the gym.

E. Campus tour information

Regularly scheduled student-led campus tours are conducted Monday through Friday at 11:00 am and 3:00 pm. The campus tours depart from the Building 7 Lobby, located at 77 Massachusetts Avenue, and generally last 75 – 90 minutes. The tours cover some of the most popular areas of the campus including the Student Center, the Zesiger Athletic Center, Kresge Auditorium, the Chapel, the Infinite Corridor, and the Stata Center – to name just a few of the many locations! There is no charge for the campus tours for small groups, and you do not need to make a reservation.

For more information about the tours, please visit <http://web.mit.edu/institute-events/events/tour.html>.

**MIT Professional Education – Short Programs
located on the MIT campus, Building NE48-416, 700 Technology Square**

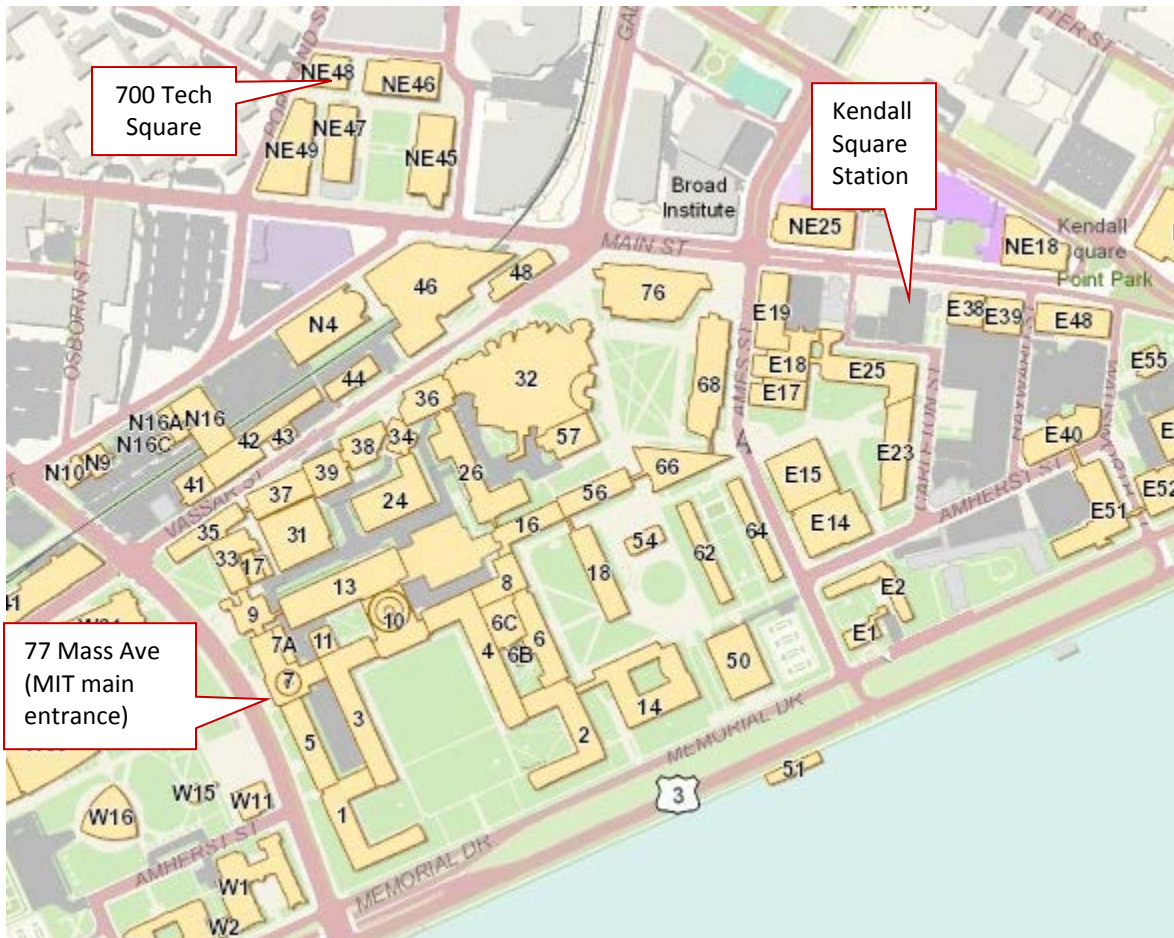
(Note: Your course registration and course will be held in a separate location, please refer to email communications from MIT Professional Education for those details)

A. Directions from Kendall Square / the Kendall/MIT Subway “T” Station:

From the Main Street Exit (not the Third Street Exit) of the T station, turn right (if arriving from across the Charles river; upon exiting the station, the Marriot Hotel will be behind you). Or if upon exiting, the Marriott Hotel is across the street from you, cross the street towards the hotel and turn left (train arriving from the direction of Alewife/Harvard). Go up Main Street, away from the river. Shortly after crossing the train tracks you will see Technology Square on the right. Continue to Portland Street and turn right. The second building on your right is 700 Technology Square (NE48). MIT Professional Education is on the fourth floor, room 416.

B. Directions from MIT’s main entrance, 77 Massachusetts Avenue, Cambridge, commonly referred to as MIT Building 7:

MIT’s main entrance is distinguished by a dome, large pillars, and an expansive set of steps. If facing the building, take a left and head up Massachusetts Avenue. Turn right on Vassar Street and continue until you reach Main Street. Cross Main Street and take a left. Shortly after crossing the train tracks you will see Technology Square on the right. Continue to Portland Street and turn right. The second building on your right is 700 Technology Square (NE48). MIT Professional Education is on the fourth floor, room 416.



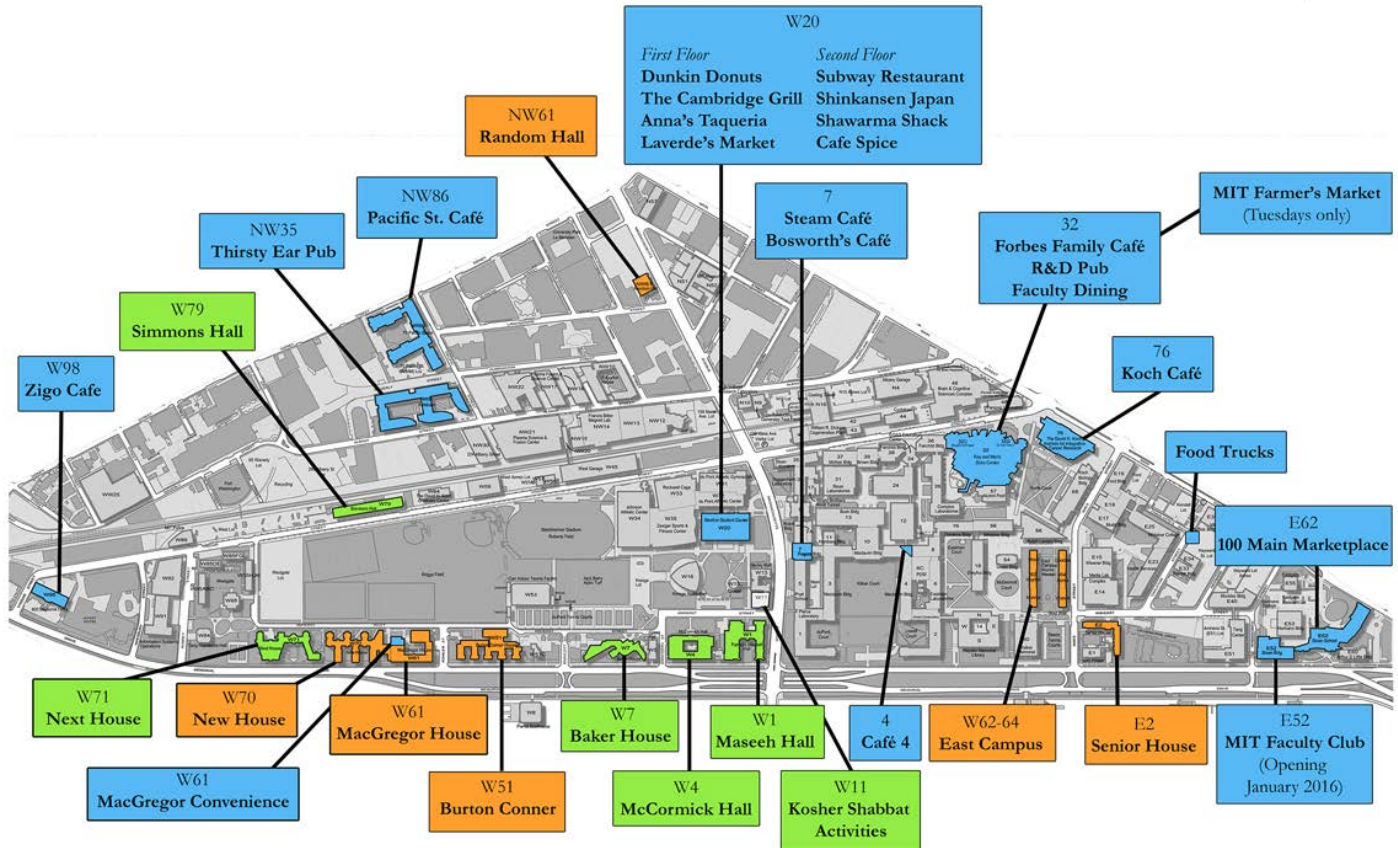
MIT On-campus Dining Guide

Note: **House Dining** and **Cook-for-Yourself Community** are only available to matriculated MIT students



Meal Estate Map

- House Dining
- Retail Dining
- Cook-for-Yourself Community



For more information go to <http://studentlife.mit.edu/dining/retail-dining>

